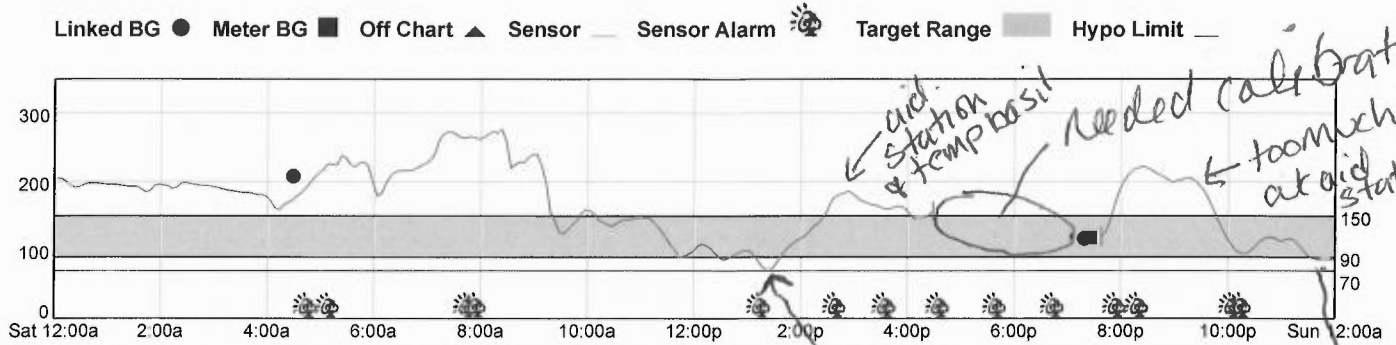


Meter: Linked Meter
Pump: MiniMed 630G - 1715
Sensor: In use

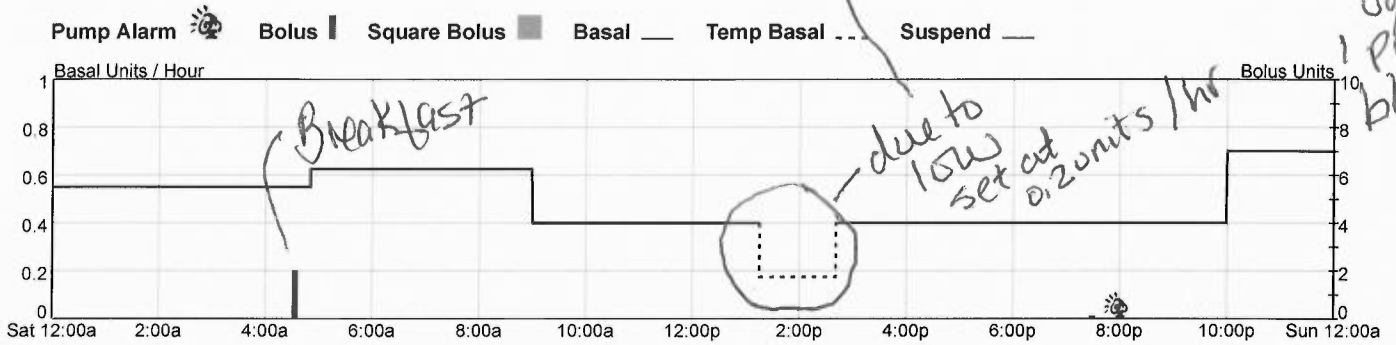
#BG1426156B
#NG1243306H

HbA1c: No Data

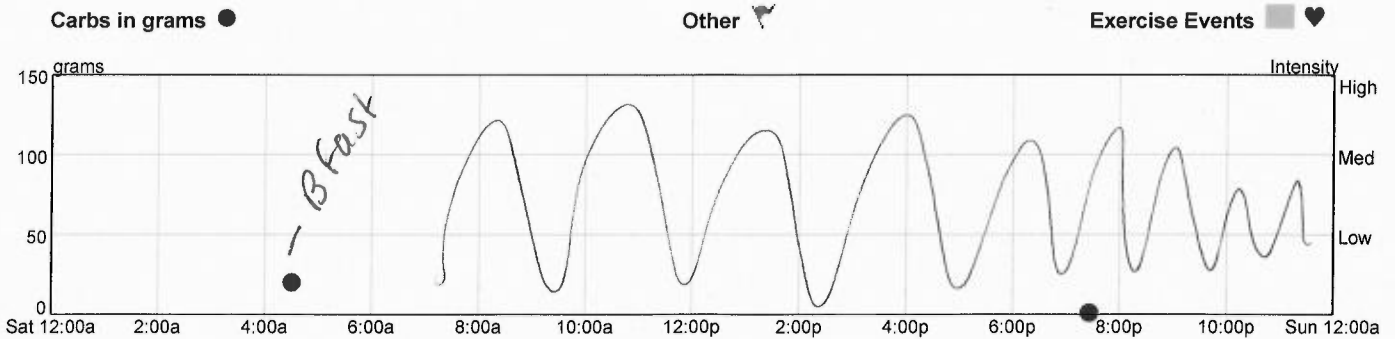
Glucose (mg/dL)



Insulin Delivery



Carbohydrates and Exercise



Summary

Glucose BG/SG		Insulin		Carbs		Exercise	
Average (mg/dL)	148/170	Total (U)	13.7	Total Carbs (grams)	22	Total Minutes	-
High (mg/dL)	208/277	Basal (U)	11.5 84%	Average Carbs (grams)	7	Average Intensity	-
Low (mg/dL)	117/71	Bolus (U)	2.2 16%	# of Meals	3	Average Minutes	-
# of Readings	3/251	Normal (U)	2.2			# of Episodes	-
# of BG Hypos	0	Square (U)	0.0				
#Hypo Excursions	0	Suspended Minutes	0				
		Temp Basal Minutes	86				
		# of Alarms	1				
		# of Injections	0				
		Total Suspends	0				